

HF

HECTOR FINCH

LIGHTING

HECTOR SINGLE STRAIGHT ARM WALL LIGHT

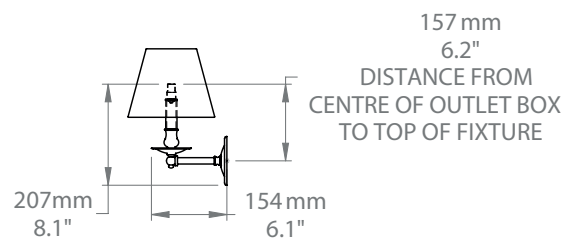
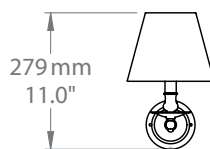
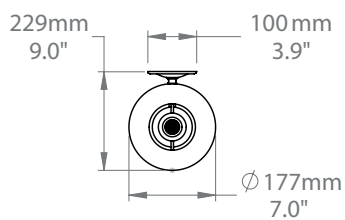
Inspired by an 18th Century candle sconce, this is a versatile and stylish design handmade in the UK exclusively for Hector Finch Lighting. It can be IP44 rated for use within zone 2 of bathrooms.



PRODUCT CODE WL26

CATEGORY: WALL LIGHTS

DIMENSIONS



HECTOR SINGLE STRAIGHT ARM WALL LIGHT

LAMP TYPE INCANDESCENT	UK 1 x 60W (Max) E27 Golfball	EU 1 x 60W (Max) E27 Golfball	USA 1 x 60W (Max) E26 Candleabra
LAMP TYPE ENERGY SAVING	Suitable CFL or LED equivalent.		
APPLICATION	Suitable for indoor use. Can be adapted for use in zone 2 within bathrooms. There is an additional charge for this.		
FINISH OPTIONS	Antique Brass, Polished Lacquered Brass, Polished Unlacquered Brass, Bronze (shown), Chrome, Nickel Brushed, Nickel Polished.		
SIZE & SIMILAR OPTIONS	Also available Hector Twin Straight Arm Wall Light (WL25) and Hector Swing Arm Wall Light (WL63).		
SHADE OPTIONS	UK/EU Round Medium ES 6" base x 4" top x 5" height.	USA Round Medium 6" base x 4" top x 5" height.	
ADDITIONAL INFORMATION	USA Additional stepped backplate supplied to cover 2" x 4" US junction box (not supplied).		
WEIGHT	0.4kg / 0.9lbs		
CLEANING & MAINTENANCE	Metalwork - use a soft, dry cloth Shade - wipe gently with a dry cloth or dust lightly with a feather duster. Repeat regularly to prevent build up of dust. Regular cleaning will prevent the possibility of dust becoming ingrained. DO NOT let water or moisture near the shade.		