

HF

HECTOR FINCH

LIGHTING

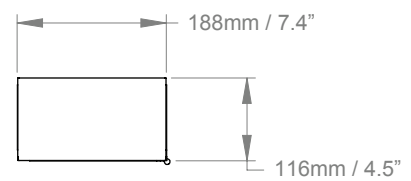
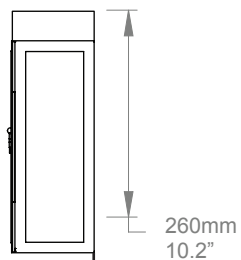
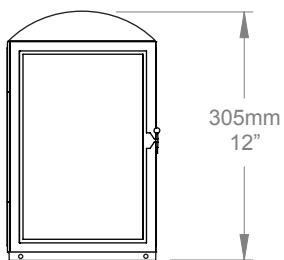
DOME TOP WALL LANTERN



PRODUCT CODE WL250

CATEGORY: WALL LANTERNS

DIMENSIONS



DOME TOP WALL LANTERN

**LAMP TYPE
INCANDESCENT****UK**
1 x Osh Lamp with 33w
(Max) G9 halogen**EU**
1 x Osh Lamp with 33w
(Max) G9 halogen**USA**
1 x 40W (Max) E12 Candelbra

**LAMP TYPE ENERGY
SAVING**

Suitable CFL or LED equivalent.

APPLICATION

Is supplied with IP44 Osh Lamp as standard for use in zone 2 within bathrooms.

FINISH OPTIONS

Antique Brass (shown), Polished Unlacquered Brass, Polished Lacquered Brass, Bronze, Nickel Polished (shown), Zinc.

**ADDITIONAL
INFORMATION****USA**
Requires 2" x 4" junction box (not supplied).

WEIGHT

0.5kg / 1.1lbs

**CLEANING &
MAINTENANCE**

Use a soft dry cloth.