

HF

HECTOR FINCH

LIGHTING

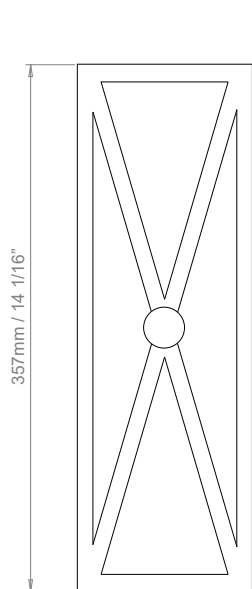
**BATTERSEA WALL
LIGHT**




PRODUCT CODE WL10

CATEGORY: WALL LIGHTS

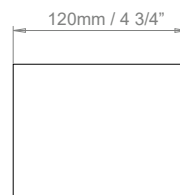
DIMENSIONS



FRONT ELEVATION



SIDE ELEVATION



PLAN

BATTERSEA WALL LIGHT

LAMP TYPE
INCANDESCENT**UK**
2 x 40W (Max) E14 Candle**EU**
2 x 40W (Max) E14 Candle**USA**
2 x 40W (Max) E12 Candleabra

LAMP TYPE ENERGY
SAVING

Suitable CFL or LED equivalent.

APPLICATION

Suitable for indoor use. Can be IP44 rated for use within zone 2 of bathrooms. There is an additional charge for this..

FINISH OPTIONS

Antique Brass, Brass Polished & Unlacquered, Brass Polished & Lacquered, Bronze, Chrome and Nickel Polished (shown).

ADDITIONAL
INFORMATION**USA**
Requires 2" x 4" junction box (not supplied).

WEIGHT

1.35kg / 3lbs

CLEANING &
MAINTENANCE

Turn off power supply and remove cover from wall mount. Gently clean metalwork and glass with a soft dry cloth.

UNDERWRITERS
LABORATORIES

This product is UL certificated.